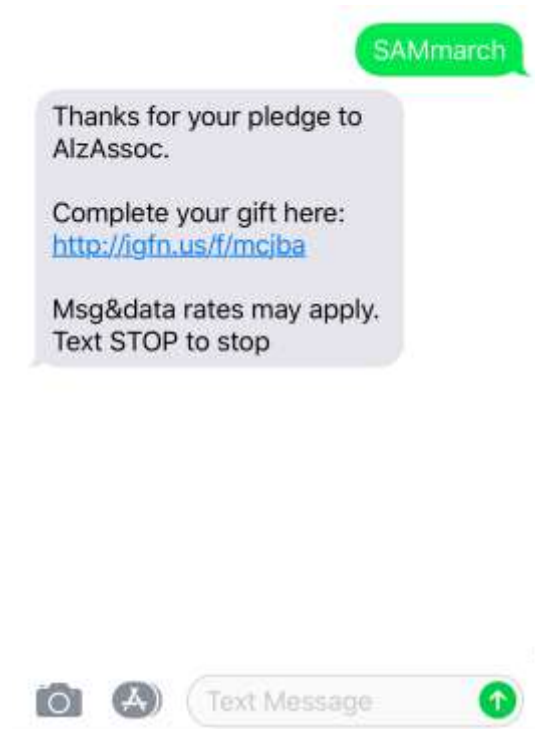


# Mobile Cause Registration Guide

**STEP ONE:** Text "SAMmarch" to 71777 and click on the link to "complete your gift"

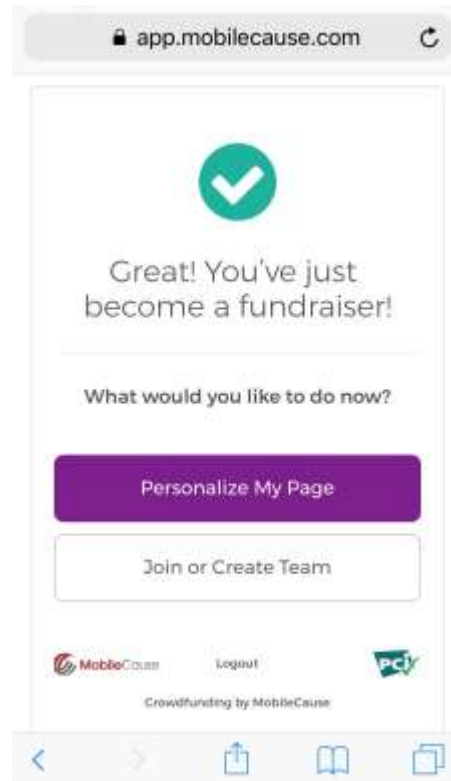


**STEP TWO:** Fill in the fields to enter your name, phone number, email, & chapter name.

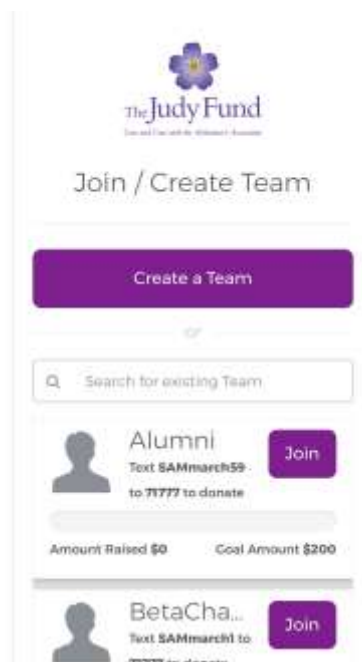
A screenshot of a mobile web browser showing a registration form for "The Judy Fund". The browser address bar shows "app.mobilecause.com". The page features the Judy Fund logo (a purple flower) and the text "The Judy Fund" with "A General Fund of the Alzheimer's Association" below it. A message reads: "Help The Judy Fund #ENDALZ during this year's NCAA Tournament!". The form consists of three input fields: "First Name" with a placeholder "First Name", "Last Name" with a placeholder "Last Name", and "Mobile Number" with a placeholder "Mobile xxx-xxx-xxxx". At the bottom of the screen is a mobile navigation bar with icons for back, forward, home, search, and refresh.

# Mobile Cause Registration Guide

**STEP THREE:** Click "Join or Create Team"

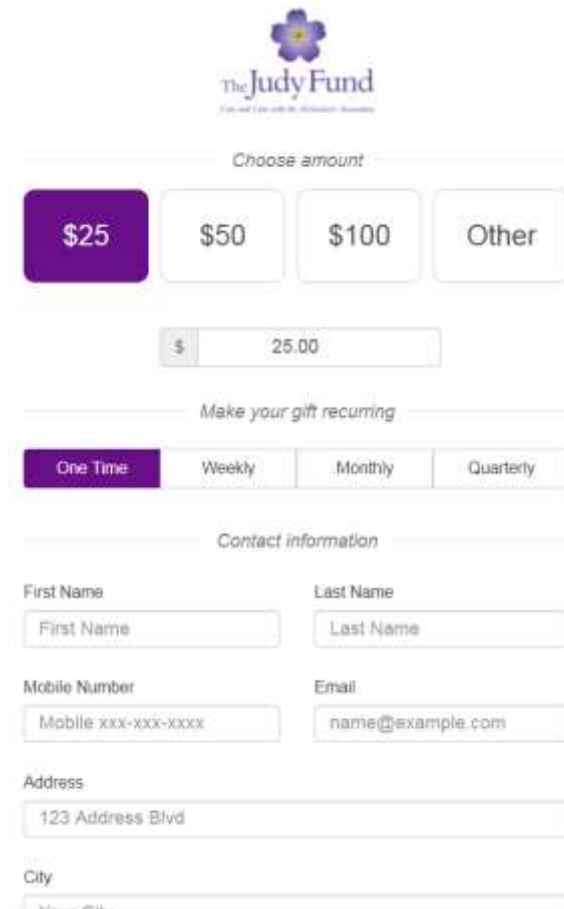


**STEP FOUR:** Use the search bar or scroll through the list of existing teams to find your Chapter's name. Click "Join" beside your Chapter's name to register for that team. Don't see your Chapter? Let me know!



# Mobile Cause Registration Guide

**STEP FIVE:** Once registered, you can share the link to your individual and chapter pages with friends and family! They will be able to make donations directly (see below for example). If you would like to raise your goal, let us know. We can adjust the limit for you.



The image shows a mobile donation form for The Judy Fund. At the top is the logo, a purple flower with a yellow center, and the text "The Judy Fund" and "Care and Cure with the Alzheimer's Association". Below the logo is a section titled "Choose amount" with four buttons: "\$25" (highlighted in purple), "\$50", "\$100", and "Other". Underneath is a text input field showing "\$ 25.00". The next section is "Make your gift recurring" with four buttons: "One Time" (highlighted in purple), "Weekly", "Monthly", and "Quarterly". The final section is "Contact information" with several input fields: "First Name" (with placeholder "First Name"), "Last Name" (with placeholder "Last Name"), "Mobile Number" (with placeholder "Mobile xxx-xxx-xxxx"), "Email" (with placeholder "name@example.com"), "Address" (with placeholder "123 Address Blvd"), and "City".

## Questions?

**Contact:** Jessica Berek | [jeberek@alz.org](mailto:jeberek@alz.org) | (323) 489-4136